

SPECIFICATION

PART NO. : LT0273-A7-UR

1.8mm AXIAL LED LAMP



Approved by

Checked by

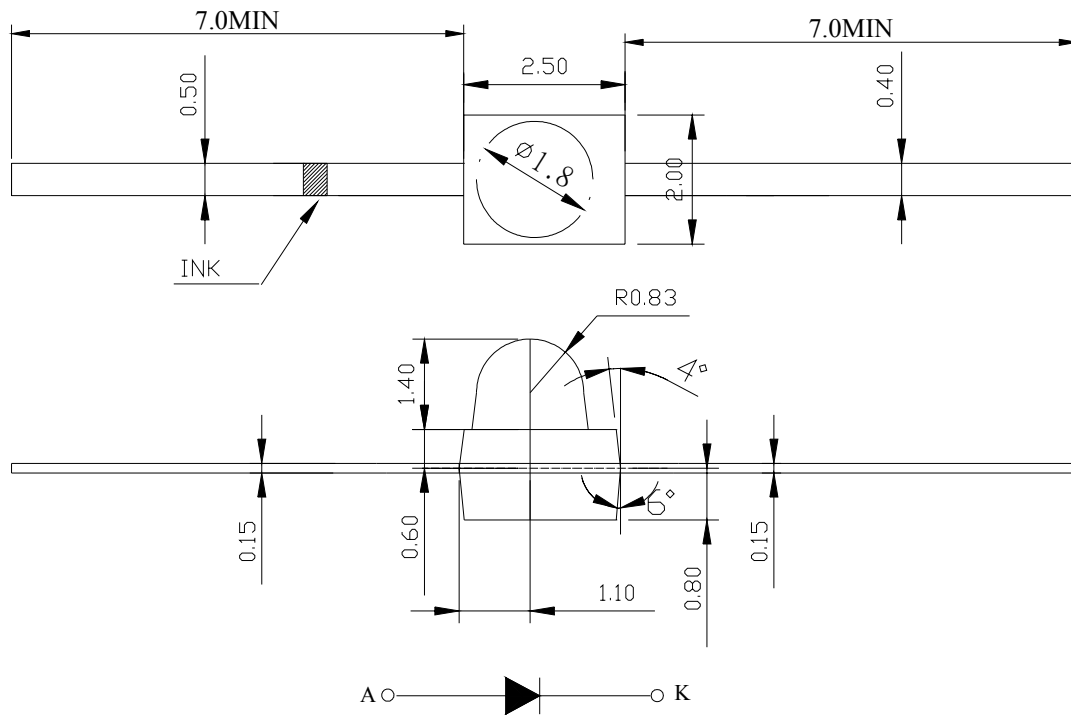
Prepared by

Sam

Lian

Show

Package Dimensions



Notes:

1. ALL DIMENSIONS ARE IN mm.
2. TOLERANCE IS ± 0.25 mm UNLESS OTHERWISE NOTED.

Description

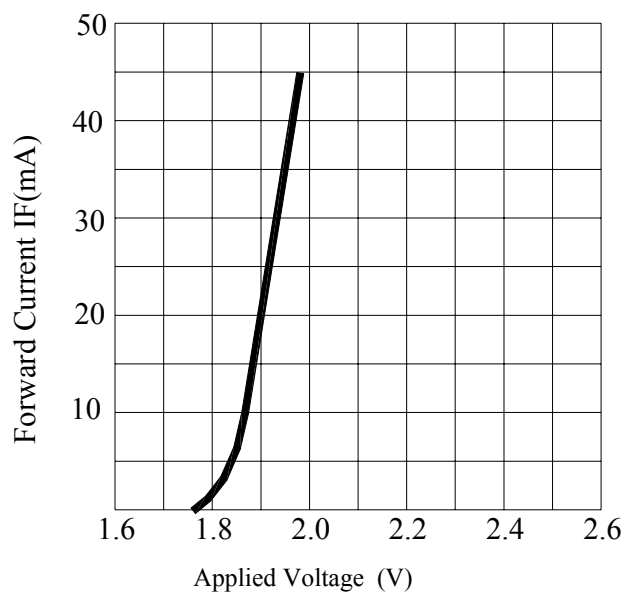
Part No.	LED Chip		Lens Color
	Material	Emitting Color	
LT0273-A7-UR	AlGaAs/AlGaAs	Super Red	Water Clear

Absolute Maximum Ratings at Ta=25

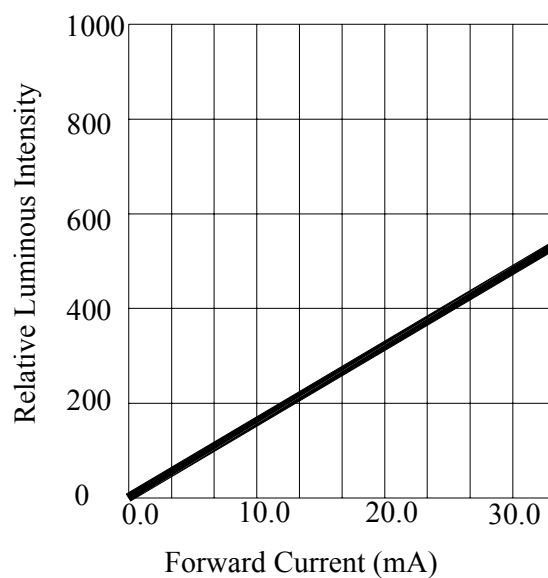
Parameter	Symbol	Rating	Unit
Power Dissipation	P _D	72	mW
Reverse Voltage	V _R	4	V
D.C. Forward Current	I _f	30	mA
Peak Current(1/10Duty Cycle,0.1ms Pulse Width.)	I _f (Peak)	100	mA
Operating Temperature Range	T _{opr.}	-25 to +85	
Storage Temperature Range	T _{stg.}	-40 to +100	
Lead Soldering Temp. (1.6mm from body) for 5 seconds.		260	

Electrical and Optical Characteristics:

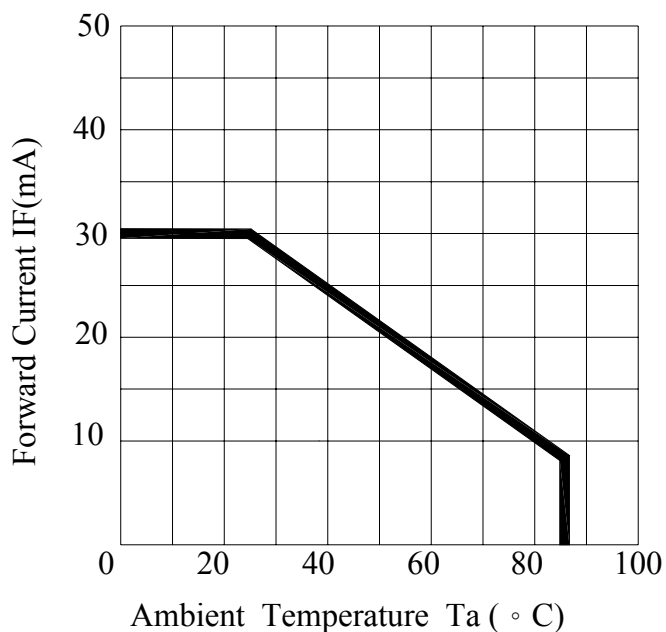
Parameter	Symbol	Condition	Min.	Typ.	Max.	Unit
Luminous Intensity	I _v	I _f =20mA	200	330		mcd
Forward Voltage	V _f	I _f =20mA		1.9	2.4	V
Peak Wavelength	λ _P	I _f =20mA		660		nm
Dominant Wavelength	λ _D	I _f =20mA		643		nm
Reverse Current	I _r	V _R =4V			100	μA
Viewing Angle	2 1/2	I _f =20mA		36		deg
Spectrum Line Halfwidth	Δλ	I _f =20mA		20		nm

Typical Electrical/Optical Characteristic Curves**(25 Ambient Temperature Unless Otherwise Noted)**

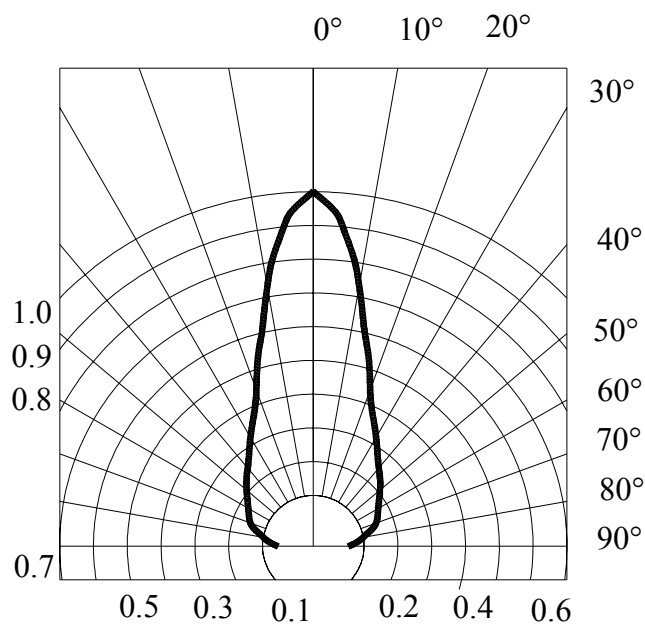
Forward Current VS. Applied Voltage



Forward Current VS. Luminous Intensity



Ambient Temperature vs. Forward Current



Radiation Diagram

Precautions:

TAKE NOTE OF THE FOLLOWING IN USE OF LED

1. Temperature in use

Since the light generated inside the LED needs to be emitted to outside efficiently, a resin with high light transparency is used; therefore, additives to improve the heat resistance or moisture resistance (silica gel, etc) which are used for semiconductor products such as transistors cannot be added to the resin.

Consequently, the heat resistant ability of the resin used for LED is usually low; therefore, please be careful on the following during use.

Avoid applying external force, stress, and excessive vibration to the resins and terminals at high temperature. The glass transition temperature of epoxy resin used for the LED is approximately 120-130°C.

At a temperature exceeding this limit, the coefficient of linear expansion of the resin doubles or more compared to that at normal temperature and the resin is softened.

If external force or stress is applied at that time, it may cause a wire rupture.

2. Soldering

Please be careful on the following at soldering.

After soldering, avoid applying external force, stress, and excessive vibration until the products go to cooling process (normal temperature), <Same for products with terminal leads>

(1) Soldering measurements:

Distance between melted solder side to bottom of resin shall be 1.6mm or longer.

(2) Solder dip: Preheat: 90°C max. (Backside of PCB), Within 120 seconds

Solder bath: 250°C max. (Solder temperature), Within 5 seconds

(3) Soldering iron : 250°C max. (Temperature of soldering iron tip), Within 3 seconds

3. Insertion

Pitch of the LED leads and pitch of mounting holes need to be same

4. Others

Since the heat resistant ability of the LED resin is low, SMD components are used on the same PCB, please mount the LED after adhesive baking process for SMD components. In case adhesive baking is done after LED lamp insertion due to a production process reason, make sure not to apply external force, stress, and excessive vibration to the LED and follow the conditions below.

Baking temperature: 120°C max. Baking time: Within 60 seconds


If soldering is done sequentially after the adhesive baking, please perform the soldering after cooling down the LED to normal temperature.

ENCASED TYPE

PLASTIC PACKAGE

QUANTITY: 1,000 PCS

LEDTECH ELECTRONICS CORP.
 PART NO :LTXXXX-XX
 Q'TY : PCS
 LOT NO :XXXXXXXXXX
 DATE :
 BIN CODE:

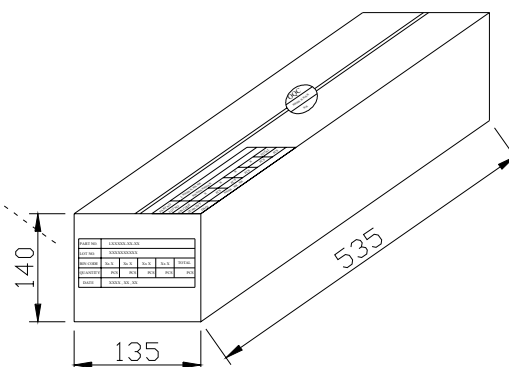


INNER BOX

QUANTITY: 50 PACKETS

TOTAL: 50,000 PCS

PART NO.	LXXXXX-XX-XX				
LOT NO.	XXXXXXXXXX				
BIN CODE	Xx X	Xx X	Xx X	Xx X	TOTAL
QUANTITY	PCS	PCS	PCS	PCS	PCS
DATE	XXXX , XX , XX				



OUTER CARTON

QUANTITY: 4 BOX

TOTAL: 200,000 PCS

C/T NO. 箱 號	XX
PART NO. 料 號	LXXXXX-XX-XX
QUANTITY 數 量	PCS
N.W. 淨 重	KGS
G.W. 毛 重	KGS
REMARK 備 註	

